


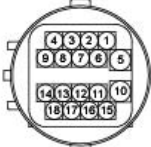





| 控制线束(G4FG : GAMMA 1.6L MPI)(8)   |                                  | CV30-8 |                                  |        |              |         |                |  |               |         |               |        |            |         |               |   |             |        |                           |   |                     |      |                             |    |           |   |                             |
|--|----------------------------------|--------|----------------------------------|--------|--------------|---------|----------------|--|---------------|---------|---------------|--------|------------|---------|---------------|---|-------------|--------|---------------------------|---|---------------------|------|-----------------------------|----|-----------|---|-----------------------------|
| <b>C101 变速器档位开关</b> <table border="1" style="float: right;"> <tr><td>维修配件号</td><td>不可用</td></tr> <tr><td>供应商配件号</td><td>MG643793-5</td></tr> <tr><td>供应商配件名称</td><td>KET_0509WP_10F</td></tr> </table>    |                                  | 维修配件号  | 不可用                              | 供应商配件号 | MG643793-5   | 供应商配件名称 | KET_0509WP_10F | <b>C105-1 机油控制阀#1</b> <table border="1" style="float: right;"> <tr><td>维修配件号</td><td>9999900208AS</td></tr> <tr><td>供应商配件号</td><td>MG640864-5</td></tr> <tr><td>供应商配件名称</td><td>KET_090WP_02F</td></tr> </table>   |               | 维修配件号   | 9999900208AS  | 供应商配件号 | MG640864-5 | 供应商配件名称 | KET_090WP_02F |   |             |        |                           |   |                     |      |                             |    |           |   |                             |
| 维修配件号  | 不可用                              |        |                                  |        |              |         |                |  |               |         |               |        |            |         |               |   |             |        |                           |   |                     |      |                             |    |           |   |                             |
| 供应商配件号   | MG643793-5                       |        |                                  |        |              |         |                |  |               |         |               |        |            |         |               |   |             |        |                           |   |                     |      |                             |    |           |   |                             |
| 供应商配件名称  | KET_0509WP_10F                   |        |                                  |        |              |         |                |  |               |         |               |        |            |         |               |   |             |        |                           |   |                     |      |                             |    |           |   |                             |
| 维修配件号  | 9999900208AS                     |        |                                  |        |              |         |                |  |               |         |               |        |            |         |               |   |             |        |                           |   |                     |      |                             |    |           |   |                             |
| 供应商配件号   | MG640864-5                       |        |                                  |        |              |         |                |  |               |         |               |        |            |         |               |   |             |        |                           |   |                     |      |                             |    |           |   |                             |
| 供应商配件名称  | KET_090WP_02F                    |        |                                  |        |              |         |                |  |               |         |               |        |            |         |               |   |             |        |                           |   |                     |      |                             |    |           |   |                             |
| 1. O/B P/N档开关:<br>智能接线盒(保险丝-起动)<br>2. O P/N档开关:<br>发动机室接线盒(起动继电器)、<br>PCM/ECM(起动开关输入)、<br>智能钥匙控制模块(起动反馈)<br>3. P 发动机室接线盒(保险丝-TCU 1) <table border="1" style="float: right;"> <tr><td>4. W</td><td>信号2:TCM、<br/>发动机室接线盒<br/>(保险丝-倒车灯)</td></tr> <tr><td>5. -</td><td>-</td></tr> <tr><td>6. -</td><td>-</td></tr> <tr><td>7. O</td><td>TCM(信号3)</td></tr> <tr><td>8. Y</td><td>TCM(信号1)</td></tr> <tr><td>9. L</td><td>TCM(信号4)</td></tr> <tr><td>10. -</td><td>-</td></tr> </table>  |                                  | 4. W   | 信号2:TCM、<br>发动机室接线盒<br>(保险丝-倒车灯) | 5. -   | -            | 6. -    | -              | 7. O   | TCM(信号3)      | 8. Y    | TCM(信号1)      | 9. L   | TCM(信号4)   | 10. -   | -             | 1. L [未配备欧6]<br>PCM/ECM<br>(CVVT#1控制(进气))<br>G [配备欧6]<br>EMS盒(保险丝-传感器2) <table border="1" style="float: right;"> <tr><td>2. W/O</td><td>[未配备欧6]<br/>EMS盒(保险丝-传感器2)</td></tr> <tr><td>L</td><td>[配备欧6]<br/>[A/T] PCM</td></tr> <tr><td>P</td><td>[M/T] ECM<br/>(CVVT#1控制(进气))</td></tr> </table> |             | 2. W/O | [未配备欧6]<br>EMS盒(保险丝-传感器2) | L   | [配备欧6]<br>[A/T] PCM | P    | [M/T] ECM<br>(CVVT#1控制(进气)) |    |           |   |                             |
| 4. W   | 信号2:TCM、<br>发动机室接线盒<br>(保险丝-倒车灯) |        |                                  |        |              |         |                |  |               |         |               |        |            |         |               |   |             |        |                           |   |                     |      |                             |    |           |   |                             |
| 5. -   | -                                |        |                                  |        |              |         |                |  |               |         |               |        |            |         |               |   |             |        |                           |   |                     |      |                             |    |           |   |                             |
| 6. -   | -                                |        |                                  |        |              |         |                |  |               |         |               |        |            |         |               |   |             |        |                           |   |                     |      |                             |    |           |   |                             |
| 7. O   | TCM(信号3)                         |        |                                  |        |              |         |                |  |               |         |               |        |            |         |               |   |             |        |                           |   |                     |      |                             |    |           |   |                             |
| 8. Y   | TCM(信号1)                         |        |                                  |        |              |         |                |  |               |         |               |        |            |         |               |   |             |        |                           |   |                     |      |                             |    |           |   |                             |
| 9. L   | TCM(信号4)                         |        |                                  |        |              |         |                |  |               |         |               |        |            |         |               |   |             |        |                           |   |                     |      |                             |    |           |   |                             |
| 10. -  | -                                |        |                                  |        |              |         |                |  |               |         |               |        |            |         |               |   |             |        |                           |   |                     |      |                             |    |           |   |                             |
| 2. W/O   | [未配备欧6]<br>EMS盒(保险丝-传感器2)        |        |                                  |        |              |         |                |  |               |         |               |        |            |         |               |   |             |        |                           |   |                     |      |                             |    |           |   |                             |
| L  | [配备欧6]<br>[A/T] PCM              |        |                                  |        |              |         |                |  |               |         |               |        |            |         |               |   |             |        |                           |   |                     |      |                             |    |           |   |                             |
| P  | [M/T] ECM<br>(CVVT#1控制(进气))      |        |                                  |        |              |         |                |  |               |         |               |        |            |         |               |   |             |        |                           |   |                     |      |                             |    |           |   |                             |
| <b>C104 ATM电磁阀</b> <table border="1" style="float: right;"> <tr><td>维修配件号</td><td>不可用</td></tr> <tr><td>供应商配件号</td><td>903079-00</td></tr> <tr><td>供应商配件名称</td><td>FCI_MULWP_18F</td></tr> </table>    |                                  | 维修配件号  | 不可用                              | 供应商配件号 | 903079-00    | 供应商配件名称 | FCI_MULWP_18F  | <b>C105-2 机油控制阀#2</b> <table border="1" style="float: right;"> <tr><td>维修配件号</td><td>9999900208AS</td></tr> <tr><td>供应商配件号</td><td>MG640864-5</td></tr> <tr><td>供应商配件名称</td><td>KET_090WP_02F</td></tr> </table>   |               | 维修配件号   | 9999900208AS  | 供应商配件号 | MG640864-5 | 供应商配件名称 | KET_090WP_02F |   |             |        |                           |   |                     |      |                             |    |           |   |                             |
| 维修配件号  | 不可用                              |        |                                  |        |              |         |                |  |               |         |               |        |            |         |               |   |             |        |                           |   |                     |      |                             |    |           |   |                             |
| 供应商配件号   | 903079-00                        |        |                                  |        |              |         |                |  |               |         |               |        |            |         |               |   |             |        |                           |   |                     |      |                             |    |           |   |                             |
| 供应商配件名称  | FCI_MULWP_18F                    |        |                                  |        |              |         |                |  |               |         |               |        |            |         |               |   |             |        |                           |   |                     |      |                             |    |           |   |                             |
| 维修配件号  | 9999900208AS                     |        |                                  |        |              |         |                |  |               |         |               |        |            |         |               |   |             |        |                           |   |                     |      |                             |    |           |   |                             |
| 供应商配件号   | MG640864-5                       |        |                                  |        |              |         |                |  |               |         |               |        |            |         |               |   |             |        |                           |   |                     |      |                             |    |           |   |                             |
| 供应商配件名称  | KET_090WP_02F                    |        |                                  |        |              |         |                |  |               |         |               |        |            |         |               |   |             |        |                           |   |                     |      |                             |    |           |   |                             |
| 1. -<br>2. W PCM(VFS_T/CON)<br>3. Br PCM(输出速度(电源))<br>4. G PCM(输出速度(信号))<br>5. B PCM(电磁阀电源1)<br>6. P PCM(VFS_35R)<br>7. R PCM(VFS_OD)<br>8. L/B PCM(输入速度(信号))<br>9. W/B PCM(油温传感器(+)) <table border="1" style="float: right;"> <tr><td>10. G</td><td>PCM(电磁阀电源2)</td></tr> <tr><td>11. L</td><td>PCM(VFS_26B)</td></tr> <tr><td>12. Gr</td><td>PCM(SS-B)</td></tr> <tr><td>13. Y</td><td>PCM(油温传感器(-))</td></tr> <tr><td>14. W/O</td><td>PCM(输入速度(电源))</td></tr> <tr><td>15. -</td><td>-</td></tr> <tr><td>16. G</td><td>PCM(VFS_UD)</td></tr> <tr><td>17. Br</td><td>PCM(VFS_电路)</td></tr> <tr><td>18. L</td><td>PCM(SS-A)</td></tr> </table> |                                  | 10. G  | PCM(电磁阀电源2)                      | 11. L  | PCM(VFS_26B) | 12. Gr  | PCM(SS-B)      | 13. Y  | PCM(油温传感器(-)) | 14. W/O | PCM(输入速度(电源)) | 15. -  | -          | 16. G   | PCM(VFS_UD)   | 17. Br  | PCM(VFS_电路) | 18. L  | PCM(SS-A)                 | 1. Gr [未配备欧6]<br>PCM/ECM<br>(CVVT#2控制(排气))<br>Gr [配备欧6]<br>EMS盒(保险丝-传感器2) <table border="1" style="float: right;"> <tr><td>2. P</td><td>[未配备欧6]<br/>EMS盒(保险丝-传感器2)</td></tr> <tr><td>Gr</td><td>[A/T] PCM</td></tr> <tr><td>P</td><td>[M/T] ECM<br/>(CVVT#2控制(排气))</td></tr> </table> |                     | 2. P | [未配备欧6]<br>EMS盒(保险丝-传感器2)   | Gr | [A/T] PCM | P | [M/T] ECM<br>(CVVT#2控制(排气)) |
| 10. G  | PCM(电磁阀电源2)                      |        |                                  |        |              |         |                |  |               |         |               |        |            |         |               |   |             |        |                           |   |                     |      |                             |    |           |   |                             |
| 11. L  | PCM(VFS_26B)                     |        |                                  |        |              |         |                |  |               |         |               |        |            |         |               |   |             |        |                           |   |                     |      |                             |    |           |   |                             |
| 12. Gr   | PCM(SS-B)                        |        |                                  |        |              |         |                |  |               |         |               |        |            |         |               |   |             |        |                           |   |                     |      |                             |    |           |   |                             |
| 13. Y  | PCM(油温传感器(-))                    |        |                                  |        |              |         |                |  |               |         |               |        |            |         |               |   |             |        |                           |   |                     |      |                             |    |           |   |                             |
| 14. W/O  | PCM(输入速度(电源))                    |        |                                  |        |              |         |                |  |               |         |               |        |            |         |               |   |             |        |                           |   |                     |      |                             |    |           |   |                             |
| 15. -  | -                                |        |                                  |        |              |         |                |  |               |         |               |        |            |         |               |   |             |        |                           |   |                     |      |                             |    |           |   |                             |
| 16. G  | PCM(VFS_UD)                      |        |                                  |        |              |         |                |  |               |         |               |        |            |         |               |   |             |        |                           |   |                     |      |                             |    |           |   |                             |
| 17. Br   | PCM(VFS_电路)                      |        |                                  |        |              |         |                |  |               |         |               |        |            |         |               |   |             |        |                           |   |                     |      |                             |    |           |   |                             |
| 18. L  | PCM(SS-A)                        |        |                                  |        |              |         |                |  |               |         |               |        |            |         |               |   |             |        |                           |   |                     |      |                             |    |           |   |                             |
| 2. P   | [未配备欧6]<br>EMS盒(保险丝-传感器2)        |        |                                  |        |              |         |                |  |               |         |               |        |            |         |               |   |             |        |                           |   |                     |      |                             |    |           |   |                             |
| Gr   | [A/T] PCM                        |        |                                  |        |              |         |                |  |               |         |               |        |            |         |               |   |             |        |                           |   |                     |      |                             |    |           |   |                             |
| P  | [M/T] ECM<br>(CVVT#2控制(排气))      |        |                                  |        |              |         |                |  |               |         |               |        |            |         |               |   |             |        |                           |   |                     |      |                             |    |           |   |                             |
| <b>C107 电控空调压缩机</b> <table border="1" style="float: right;"> <tr><td>维修配件号</td><td>不可用</td></tr> <tr><td>供应商配件号</td><td>PH625-02027</td></tr> <tr><td>供应商配件名称</td><td>KUM_NMWP_02F</td></tr> </table>   |                                  | 维修配件号  | 不可用                              | 供应商配件号 | PH625-02027  | 供应商配件名称 | KUM_NMWP_02F   | 1. L 空调控制器(ECV(-)) <table border="1" style="float: right;"> <tr><td>2. Br</td><td>空调控制器(ECV(+))</td></tr> </table>   |               | 2. Br   | 空调控制器(ECV(+)) |        |            |         |               |   |             |        |                           |   |                     |      |                             |    |           |   |                             |
| 维修配件号  | 不可用                              |        |                                  |        |              |         |                |  |               |         |               |        |            |         |               |   |             |        |                           |   |                     |      |                             |    |           |   |                             |
| 供应商配件号   | PH625-02027                      |        |                                  |        |              |         |                |  |               |         |               |        |            |         |               |   |             |        |                           |   |                     |      |                             |    |           |   |                             |
| 供应商配件名称  | KUM_NMWP_02F                     |        |                                  |        |              |         |                |  |               |         |               |        |            |         |               |   |             |        |                           |   |                     |      |                             |    |           |   |                             |
| 2. Br  | 空调控制器(ECV(+))                    |        |                                  |        |              |         |                |  |               |         |               |        |            |         |               |   |             |        |                           |   |                     |      |                             |    |           |   |                             |